

# CS100 & CS300

## Constant Current Source

- True constant current devices, providing consistent, optimized power levels to the entire Ai product line.
- Signatech signature recognition technology detects the attached light head and sets optimal current levels automatically.
- Extruded enclosures provide superior thermal management.
- For use with the PS24-TL or similar pigtail configured 24v.

**CS100**  
**CS100-IC**



**CS300**  
**CS300-IC**

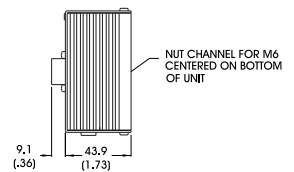
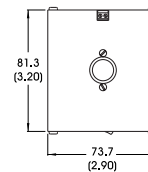
### CS100:

- Single output
- Available with optional intensity control (Part No. CS100-IC)

### CS300:

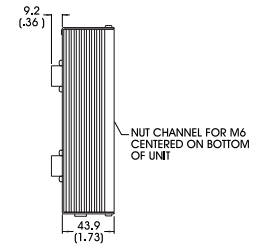
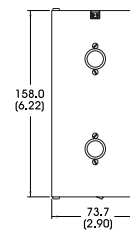
- Dual output
- Available with optional intensity control (Part No. CS300-IC)

### CS100



DIMENSIONS ARE IN MILLIMETERS (INCHES)

### CS300



DIMENSIONS ARE IN MILLIMETERS (INCHES)

### Part Number Designation

**Standard Product** *SHIPPED NEXT DAY*

Part Number: **CS100**

**Standard Product Variation** *SHIPPED NEXT DAY*

CS100 - **XX**  
Optional Intensity Control  
**IC**

### Part Number Designation

**Standard Product** *SHIPPED NEXT DAY*

Part Number: **CS300**

**Standard Product Variation** *SHIPPED NEXT DAY*

CS300 - **XX**  
Optional Intensity Control  
**IC**