

AW189447-01-09_10_2004

SCB-68 Quick Reference Label S SERIES DEVICES



PIN # SIGNAL

68	AI 0 +
34	AI 0 -
67	AI 0 GND
33	AI 1 +
66	AI 1 -
32	AI 1 GND
65	AI 2 +
31	AI 2 -
64	AI 2 GND
30	AI 3 +
63	AI 3 -
29	AI 3 GND
62	NC
28	AI 4 +
61	AI 4 -
27	AI 4 GND
60	AI 5 +
26	AI 5 -
59	AI 5 GND
25	AI 6 +
58	AI 6 -
24	AI 6 GND
57	AI 7 +
23	AI 7 -

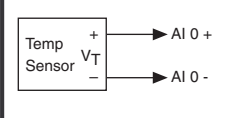
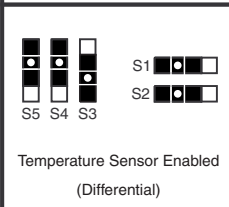
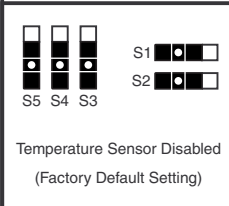
PIN # SIGNAL

12	D GND
46	AI HOLD COMP
13	D GND
47	P0.3
14	+5 V
48	P0.7
15	D GND
49	P0.2
16	P0.6
50	D GND
17	P0.1
51	P0.5
18	D GND
52	P0.0
19	P0.4
53	D GND
20	NC
54	AO GND
21	AO 1
55	AO GND
22	AO 0
56	AI 7 GND

PIN # SIGNAL

1	FREQ OUT
35	D GND
2	CTR 0 OUT
36	D GND
3	PFI 9/CTR 0 GATE
37	PFI 8/CTR 0 SOURCE
4	D GND
38	PFI 7/AI SAMP CLK
5	PFI 6/AO START TRIG
39	D GND
6	PFI 5/AO SAMP CLK
40	CTR 1 OUT
7	D GND
41	PFI 4/CTR 1 GATE
8	+5 V
42	PFI 3/CTR 1 SOURCE
9	D GND
43	PFI 2/AI CONV CLK
10	PFI 1/AI REF TRIG
44	D GND
11	PFI 0/AI START TRIG
45	EXT STROBE

P/N 189447B-01



ACCEPTED
 By: _____